

PIKE COUNTY ALS/BLS ASSESSMENT FINDINGS



JULY, 2018

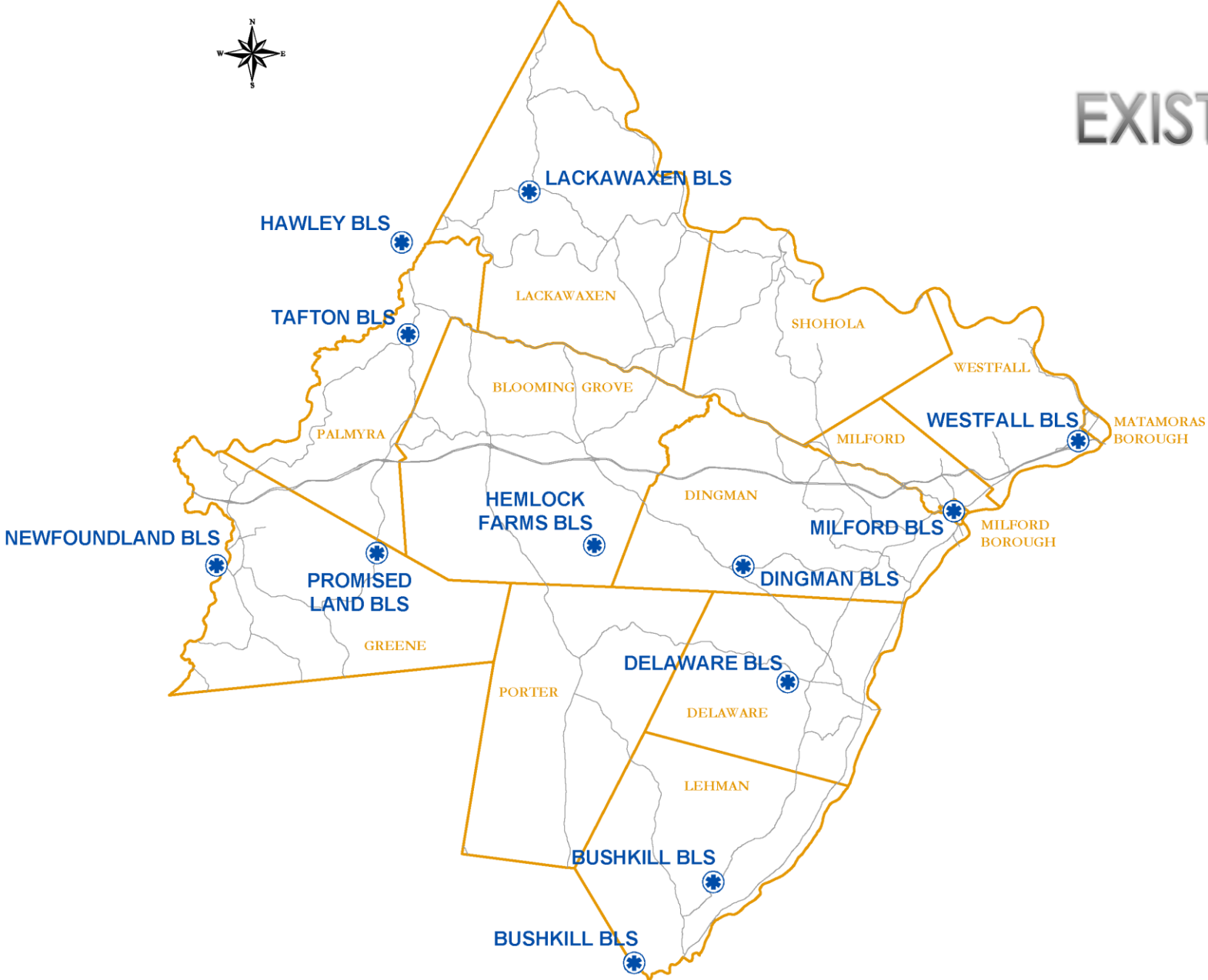
PLAN INTENT & GOAL

- THE INTENT OF THIS PLAN IS TO REVIEW AND ASSESS EXISTING CONDITIONS TO FORMULATE A SERIES OF IMPLEMENTABLE OPTIONS TO IMPROVE AND/OR ENHANCE THE EMERGENCY MEDICAL SERVICES AVAILABLE TO PIKE COUNTY RESIDENTS AND VISITORS.
- THE GOAL IS TO CLARIFY HOW EMS RESPONSE FOR BLS AND ALS HAS CHANGED OVER THE YEARS AND HELP IDENTIFY WAYS TO RECTIFY PROBLEMS FACING THE ADEQUATE PROVISION OF EMS IN PIKE COUNTY, PA.

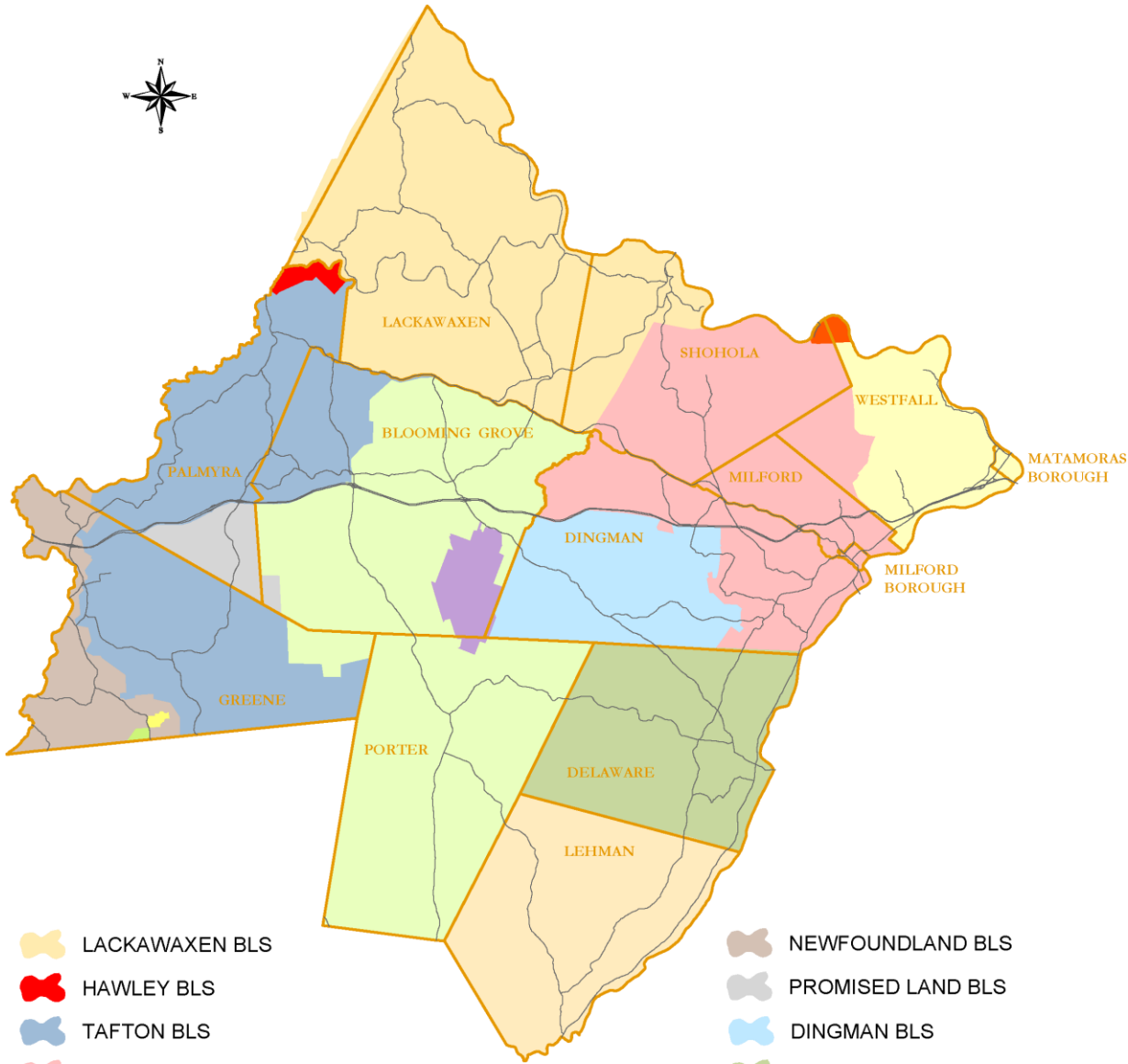
OVERVIEW

- THE DIFFERENCE BETWEEN BLS AND ALS IS THE DEGREE OF SKILLS AND MEDICATIONS ALLOWED
- THE SKILLS OF BLS ALWAYS COMES BEFORE ALS SKILLS
- TRAINING IS AVAILABLE TO HELP TRANSITION BLS PROVIDERS TO USE ALS TECHNIQUES
- ALS CAN BE SOLVED AFTER BLS IS CORRECTED

EXISTING EMS STATIONS



EXISTING SERVICE AREAS AS OF 2017



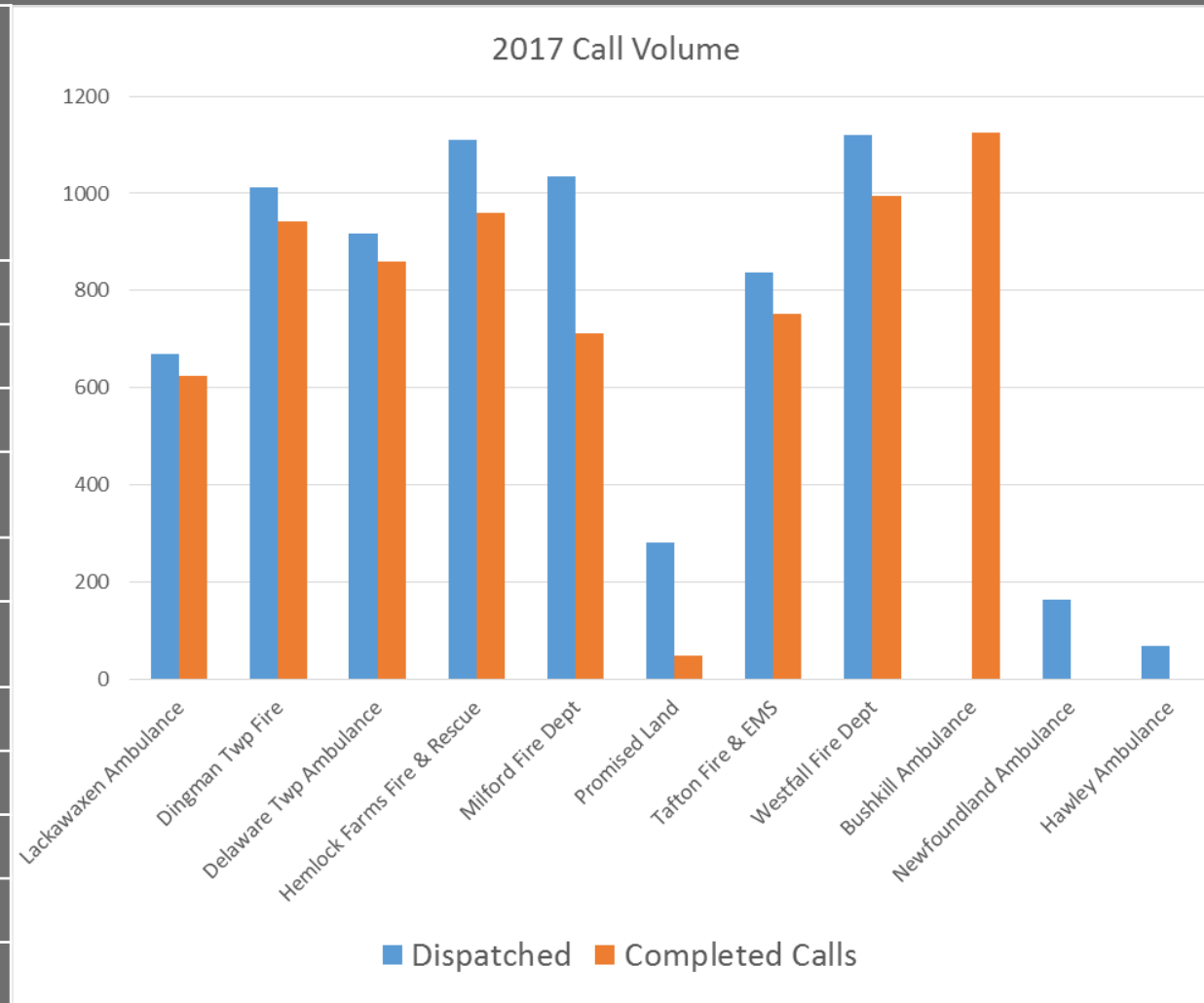
- LACKAWAXEN BLS
- HAWLEY BLS
- TAFTON BLS
- MILFORD BLS
- LUMBERLAND BLS
- WESTFALL BLS
- HEMLOCK FARMS BLS
- HEMLOCK FARMS BLS COMMONWEALTH ALS
- NEWFOUNDLAND BLS
- PROMISED LAND BLS
- DINGMAN BLS
- DELAWARE BLS
- POCONO REGIONAL BLS ALS
- POCONO REGIONAL BLS ALS
- BUSHKILL BLS ALS

EXISTING SERVICES

Unit Name	Station Number	# Transport Capable Units	Paid Staff	Volunteer Staff
Bushkill EMS	3	3	3 Units	Supplements
Delaware Twp. Ambulance	28	2	1 ALS or BLS Unit	Supplements
Dingman Twp Fire	26	2		Full
Hemlock Farms Fire & Rescue	29	2	First Unit	
Lackawaxen Ambulance	21	3	First Unit	Supplements
Milford Fire Dept.	33	1		Full
Promised Land	35	2		OOS 9/2017
Tafton Fire and EMS	37	2	First Unit	Supplements
Westfall Fire Dept.	39	2		Full
Newfoundland Ambulance		2		Full
Hawley		2		Full

2017 CALL VOLUME

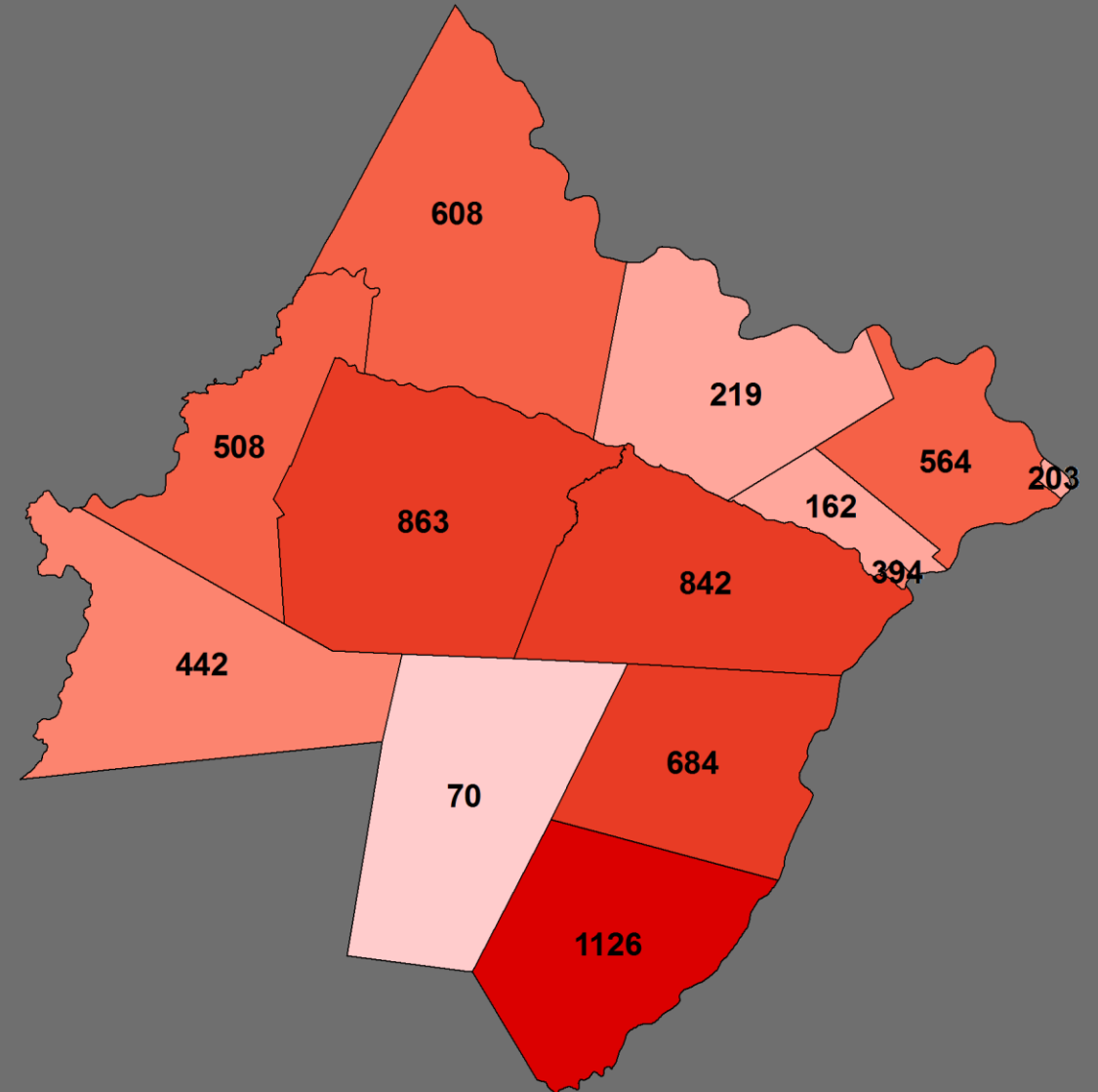
	Station Number	Dispatched	Completed Calls	First Due Coverage Area	# completed outside of First Due area
Lackawaxen Ambulance	21	669	623	594	29
Dingman Twp Fire	26	1013	942	517	425
Delaware Twp Ambulance	28	918	860	665	195
Hemlock Farms Fire & Rescue	29	1110	959	828	131
Milford Fire Dept	33	1035	713	575	138
Promised Land	35	281	48	OOS 9/2017	---
Tafton Fire & EMS	37	836	751	495	256
Westfall Fire Dept	39	1121	994	638	356
Bushkill Ambulance			1126		
Newfoundland Ambulance		164			
Hawley Ambulance		69		0	



MUNICIPAL COMPLETED CALLS

THE MAP TO THE RIGHT SHOWS THE NUMBER OF CALLS IN 2017 WITHIN EACH MUNICIPALITY THAT WERE RESPONDED TO AND HAD PATIENT CONTACT OR TRANSPORT.

6,685 TOTAL CALLS WERE REPORTED FOR 2017

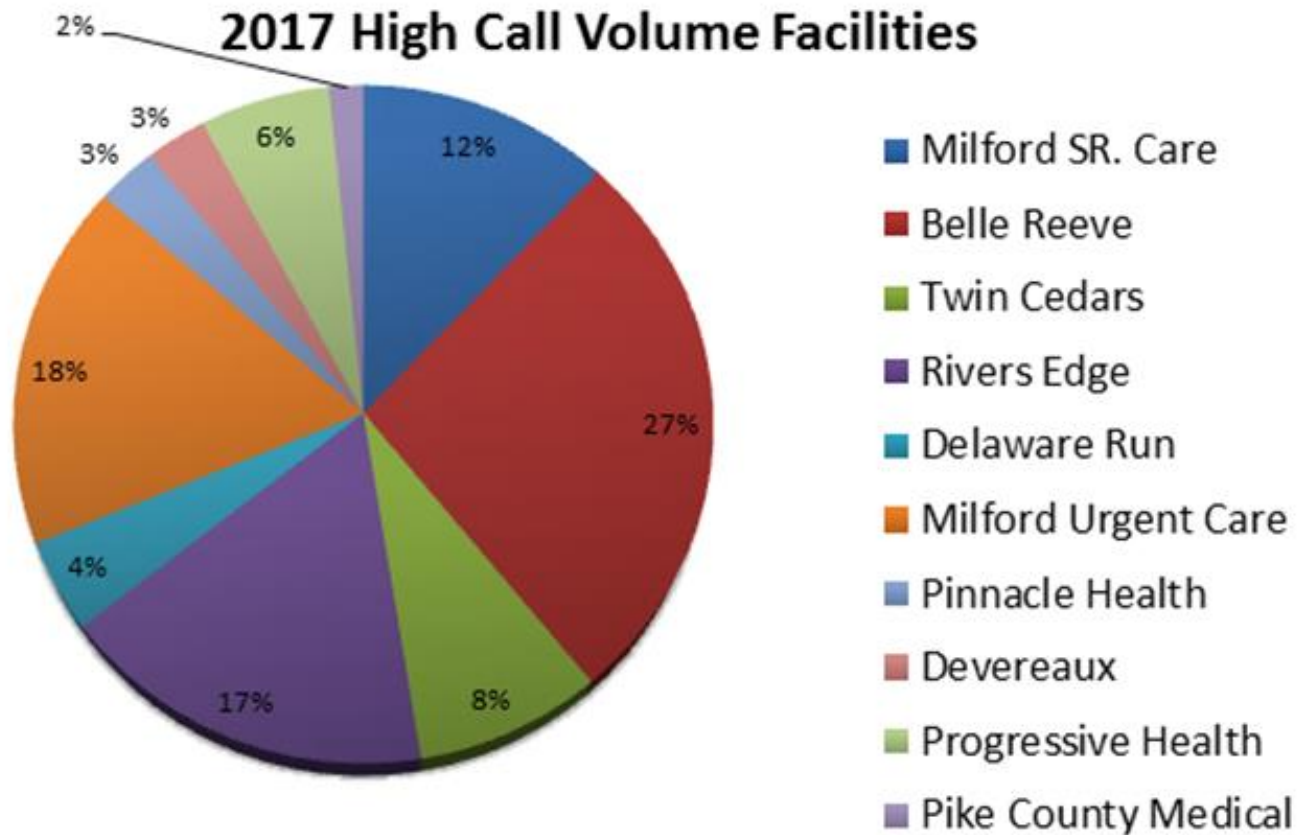


AVERAGE RESPONSE TIME IN 2017

Municipality	First Due {Unit#}	Other First Due {Unit#}	Cover Unit
Blooming Grove Twp	7.7 {29}	12.6 {37}	20.9 {29} 15.3 {37}
Delaware Township	12.9 {28}		22
Dingman Township	18.9 {26}	19.5 {33}	25.3 {26} 18.9 {33}
Greene Township	19.8 {37}		36.9
Lackawaxen Township	14.3 {21}		28.7
Matamoras Borough	10 {39}		10
Milford Borough	10.6 {33}		20
Milford Township	16.2 {33}		19.2
Palmyra Township	10.4 {37}		37
Porter Township	12.2 {29}		21
Shohola Township	27 {33}	33.3 {21}	29.8 {33} 36.6 {21}
Westfall Township	11.6 {39}		16.3

Above is the average response time in minutes from dispatch to on-scene

2017 HIGH CALL VOLUME FACILITIES



- Belle Reeve – 148
 - Milford Urgent Care – 96
 - Heritage Point – 93
 - Milford Sr. Care – 66
 - Twin Cedars – 46
 - Progressive Health – 34
 - Delaware Run – 24
 - Devereaux – 16
 - Pinnacle Health – 16
 - Pike County Medical – 9
- Total - 548

MUNICIPAL TAX STATUS

TOWNSHIP OR BOROUGH	TOTAL # OF TAXABLE PARCELS	TOTAL TAXABLE ASSESSED VALUE	EMS Tax	2018 EMS Tax
BLOOMING GROVE TWP	5,000	129,143,060	\$64,571.53	0.50
DELAWARE TWP	7,457	106,673,580		
DINGMAN TWP	9,380	172,390,110		
GREENE TWP	4,936	69,821,520		
LACKAWAXEN TWP	7,967	159,075,190	\$397,687.98	2.50
LEHMAN TOWNSHIP	9,365	179,251,810	\$59,690.85	0.33
MATAMORAS BORO	957	20,541,590		
MILFORD BORO	556	20,285,560		
MILFORD TWP	915	29,746,030		
PALMYRA TWP	5,738	130,579,330	\$65,289.67	0.50
PORTER TWP	1,087	16,308,830		
SHOHOLA TWP	4,775	48,189,520		
WESTFALL TWP	1,409	46,601,400		
COUNTY TOTALS	59,542	1,128,607,530		

FINDINGS OF ASSESSMENT

- BUILDING BLS SKILLS
- NO INITIAL BLS COVERAGE
- RELIANCE OF ALS SERVICES TO HANDLE BLS SKILLED CALLS
- BLS RESPONDING TO NON-EMERGENT POLICE CALLS
- COVERAGE TIME FOR MUTUAL AID / OUT OF SERVICE (OOS) TIMES
- FINANCIAL SUPPORT FOR EMERGENCY SERVICES
- EMT CANDIDATES NOT FINISHING THE PROCESS FOR EMT BY 2013 STANDARDS

POTENTIAL RECOMMENDATIONS

LEAVE EXISTING AMBULANCE IN PLACE BUT PAY STAFF																	
PROS	Ten existing Ambulances would remain in same geographical area; fire dept. ambulances would still be able to bill insurance companies for services; reduction in “burn out” from volunteers trying to cover both fire and medical calls																
CONS	Would need financial and organizational support from ALL municipalities and ambulance corps																
LONG/SHORT TERM	Short																
COST	<table border="0"> <tr> <td>\$\$</td> <td>Salaries & Benefits for Staff</td> <td>=</td> <td>\$2,292,400</td> </tr> <tr> <td></td> <td>2 – Contracted ALS FLY CARS @ \$356,000 x 2</td> <td>=</td> <td>\$ 712,000</td> </tr> <tr> <td></td> <td></td> <td></td> <td>TOTAL COST: \$3,004,400</td> </tr> <tr> <td></td> <td></td> <td></td> <td>Avg Cost Per Tax Parcel: \$50.42</td> </tr> </table>	\$\$	Salaries & Benefits for Staff	=	\$2,292,400		2 – Contracted ALS FLY CARS @ \$356,000 x 2	=	\$ 712,000				TOTAL COST: \$3,004,400				Avg Cost Per Tax Parcel: \$50.42
\$\$	Salaries & Benefits for Staff	=	\$2,292,400														
	2 – Contracted ALS FLY CARS @ \$356,000 x 2	=	\$ 712,000														
			TOTAL COST: \$3,004,400														
			Avg Cost Per Tax Parcel: \$50.42														
RESPONSIBLE PARTY	All Municipalities																

REPLACING BLS AND ALS WITH CONTRACTED SERVICES	
PROS	Availability as needed
CONS	Volunteers likely to be displaced
LONG/SHORT TERM	Short or Long/TBG
COST	<div style="display: flex; justify-content: space-between;"> <div style="width: 10%;"> <p>\$\$</p> </div> <div style="width: 80%;"> <p>10 – BLS UNITS @ \$372,000 x 10 = \$4,070,639 (contract unit) 2 – ALS UNITS @ \$585,000 x 2 = \$1,170,000 (transport unit)</p> <p style="text-align: right;">TOTAL COST: \$5,240,639 Avg Cost Per Tax Parcel: \$88.02</p> </div> </div>
RESPONSIBLE PARTY	All Municipalities or County-wide Authority

Cost for a third party provider shown above is for 24/7 ALS transport-cable unit that includes Medic, Vehicle, and EMT.

REPLACING BLS AND ALS WITH COUNTY OWNED AND OPERATED SERVICES	
PROS	Round the clock coverage: Greater oversight
CONS	Would require legislation change; Volunteers may be displaced
LONG/SHORT TERM	Long
COST	<p>\$\$\$ 10 – BLS UNITS @ \$545,639 x 10 = \$5,456,390 (contract unit) 2 – ALS UNITS @ \$356,000 x 2 = \$712,000 (transport unit)</p> <p style="text-align: right;">TOTAL COST: \$6,168,390 Avg Cost Per Tax Parcel: \$103.59</p>
RESPONSIBLE PARTY	Pike County

A complete overhaul of the existing system will require legislative changes, financial commitment, and good administration.

OTHER OPTIONS

JOINT VENTURE	
PROS	Concentrated Emergency Services personnel; Maximizes available staff during limited coverage times of day; Cost shared by participating municipalities
CONS	May increase average response time as service area increases
LONG/SHORT TERM	Short
COST	\$ TOTAL COST: \$150,000
RESPONSIBLE PARTY	Multi-Municipal

IMPROVED TRAINING FOR EXISTING BLS PROVIDERS

PROS	More skilled EMTs; Less demand put on ALS; Greater utilization of County Training Center; Flexibility to schedule trainings as needed	
CONS	Trained personnel leave for paid career positions	
LONG/SHORT TERM	Short	
COST	\$	Emergency Medical Technician Initial Training - \$1,050 200 HOURS
RESPONSIBLE PARTY	Pike County Training Center	

HOSPITAL WITHIN THE COUNTY

PROS	Quicker transport times; Faster patient care time; Decrease call volume as people may drive themselves; Job creation for county residents	
CONS	Financially improbable	
LONG/SHORT TERM	Long	
COST	\$\$\$	TOTAL COST: TBD
RESPONSIBLE PARTY	Unknown	

ASSISTED & SKILLED LIVING SOLUTION

PROS	Less call burden on responders	
CONS	None	
LONG/SHORT TERM	Short	
COST	\$	TOTAL COST: None
RESPONSIBLE PARTY	Individual Facility	

CHANGE LEGISLATION THAT LIMITS EMS TAX

PROS	Municipalities could adequately support EMS services via taxation
CONS	Legislation may be changed undesirably
LONG/SHORT TERM	Long
COST	N/A
RESPONSIBLE PARTY	State Legislators

VOLUNTEER FIREFIGHTER TAX CREDIT (ACT 172 of 2016)

PROS	Tax credit serves as an incentive to increase volunteers; Volunteers realize tax savings for their service; Municipalities can structure their own tax credit program based on a number of considerations.	
CONS	Must be implemented in municipality in order for volunteers to tax advantage of this tax credit	
LONG/SHORT TERM	Short	
COST	---	
RESPONSIBLE PARTY	Municipality	

MUNICIPAL LEVY OF EMS TAX

PROS	Dedicated annual funding to secure quality emergency medical services; May assist with paid staff rather than relying on volunteers	
CONS	Millage rate limitations (as called out in Township/Borough Code); May not be well received by residents	
LONG/SHORT TERM	Short	
COST	-----	
RESPONSIBLE PARTY	Municipality	

POTENTIAL FUNDING FOR EMERGENCY SERVICES IF TAX IMPLEMENTED IN EACH MUNICIPALITY

TOWNSHIP OR BOROUGH	TOTAL # OF TAXABLE PARCELS	TOTAL TAXABLE ASSESSED VALUE	Current EMS Tax	Current 2018 EMS Tax	Min EMS Tax	Minimum EMS Tax (no vote needed)	Potential EMS Tax (with voter approval)	EMS Tax (if voters approve)
BLOOMING GROVE TOWNSHIP	5,000	129,143,060	\$64,571.53	0.50	\$64,571.53	0.50		
DELAWARE TOWNSHIP	7,457	106,673,580			\$53,336.79	0.50		
DINGMAN TOWNSHIP	9,380	172,390,110			\$86,195.06	0.50		
GREENE TOWNSHIP	4,936	69,821,520			\$34,910.76	0.50		
LACKAWAXEN TOWNSHIP	7,967	159,075,190	\$397,687.98	2.50	\$397,687.98	2.50		
LEHMAN TOWNSHIP	9,365	179,251,810	\$59,690.85	0.33	\$89,625.91	0.50		
MATAMORAS BOROUGH	957	20,541,590			\$10,270.80	0.50	\$41,083.18	2.00
MILFORD BOROUGH	556	20,285,560			\$10,142.78	0.50	\$40,571.12	2.00
MILFORD TOWNSHIP	915	29,746,030			\$14,873.02	0.50		
PALMYRA TOWNSHIP	5,738	130,579,330	\$65,289.67	0.50	\$65,289.67	0.50		
PORTER TOWNSHIP	1,087	16,308,830			\$8,154.42	0.50		
SHOHOLA TOWNSHIP	4,775	48,189,520			\$24,094.76	0.50		
WESTFALL TOWNSHIP	1,409	46,601,400			\$23,300.70	0.50		
COUNTY TOTALS	59,542	1,128,607,530	\$587,240.02		\$882,454.15		\$81,654.30	